

SANTA FE ISD TECHNOLOGY SERVICES

SFISD Mobile APP

Getting Started

Click on the App Store or Google Play links to download the App.



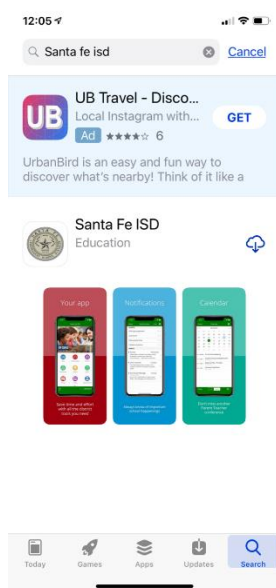
For more information on the new SFISD App, including FAQ's, please visit the [SFISD Website](#)

Downloading the App

APPLE DEVICES:

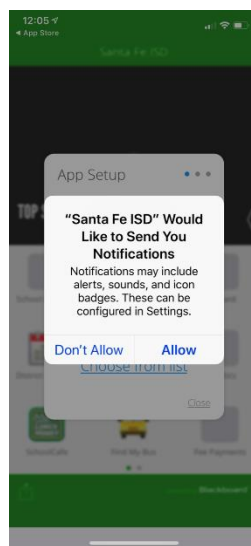
DOWNLOADING THE APP

- On your smartphone, go to the iTunes App Store® or Google Play®
- Search **Santa Fe ISD**
- Then select our **Santa Fe ISD** app for free download



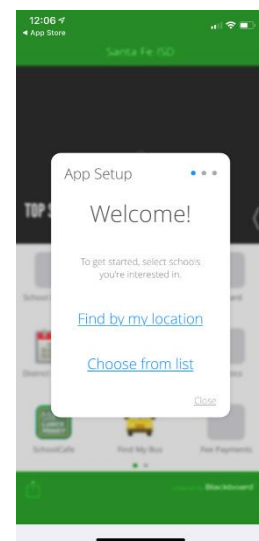
INSTALLING THE APP

You should be prompted with a Notification Screen. These can be configured in Settings as well. Choose Allow to receive push notifications.



WELCOME

Select Choose from List and all the schools in the SFISD District will appear.

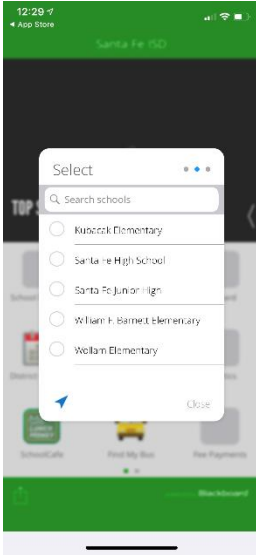


SANTA FE ISD

TECHNOLOGY SERVICES

CHOOSING A SCHOOL

Choose the School (s) you wish to follow.



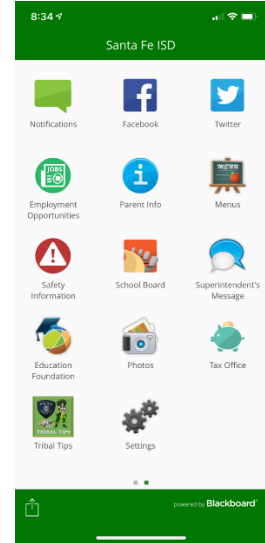
INSIDE THE APP

View of the main page. May Vary depending on your phone's font and/or accessibility settings



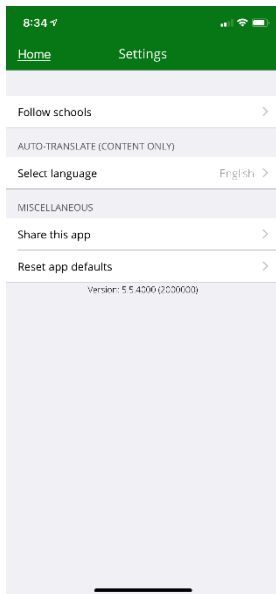
ICONS

Scroll over to the right for more icons and the settings icon.



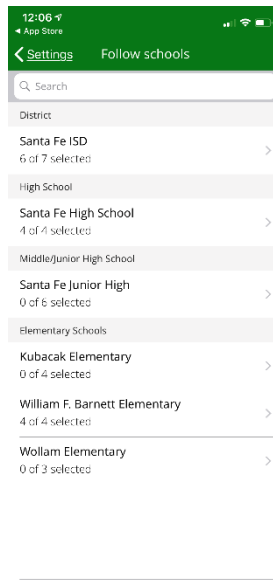
SETTINGS

Use the setting icon to see what schools you are following or change the language of the App.



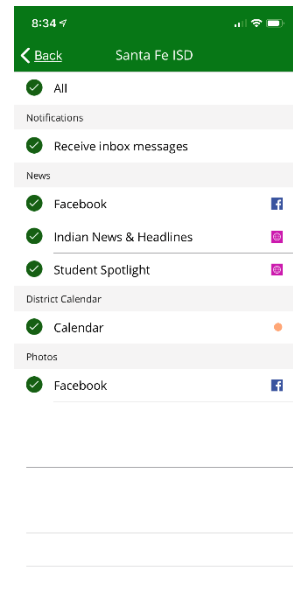
FOLLOW OR UNFOLLOW A SCHOOL

To update/add/remove a school that you are following, click on the school. If it has "0 of X selected", you are currently not following that school.



NOTIFICATIONS

Make sure all items are checked with a green circle to receive notifications, social media and news feeds updates, as well as the calendar for any school you choose to follow.



SANTA FE ISD
TECHNOLOGY SERVICES